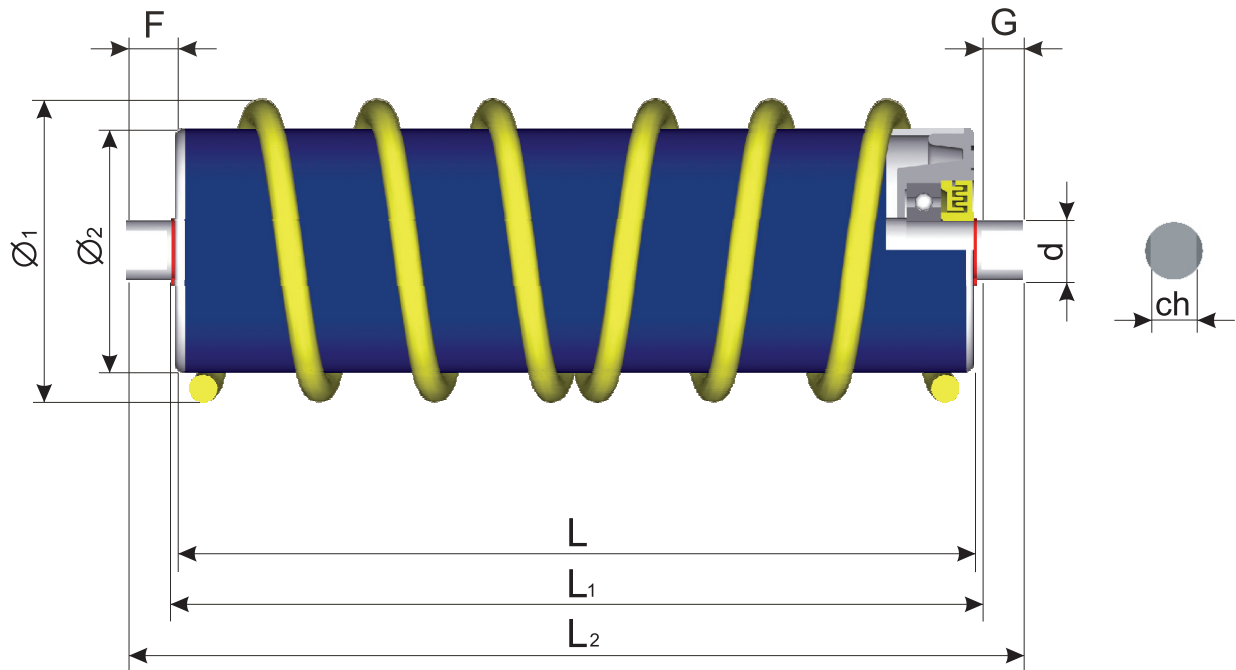


Return Spiral Roller



PSV/1 Ø108/Ø89 S

PSV/3 Ø133/108 S


roller type d bearing ch F G

PSV/1 20 6204 14 13 9


roller type d bearing ch F G

PSV/3 25 6305 18 16 12

Dimensions (mm) Weight (kg) Belt width (mm)

Dimensions (mm)			Weight (kg)		Belt width (mm)
L	L ₁	L ₂	rotating parts	total	 arrangements
380	388	406	4.7	5.9	300
500	508	526	5.9	7.5	400
600	608	626	6.9	8.8	500
750	758	776	8.5	10.9	650
950	958	976	10.6	13.5	800
1150	1158	1176	12.7	16.2	1000
1400	1408	1426	15.3	19.6	1200
1600	1608	1626	17.3	22.2	1400

Dimensions (mm) Weight (kg) Belt width (mm)

Dimensions (mm)			Weight (kg)		Belt width (mm)
L	L ₁	L ₂	rotating parts	total	 arrangements
600	608	632	8.9	12.0	500
750	758	782	10.8	14.7	650
950	958	982	13.3	18.2	800
1150	1158	1182	15.8	21.7	1000
1400	1408	1432	18.9	26.1	1200
1600	1608	1632	21.5	29.6	1400
1800	1808	1832	24.0	33.1	1600
2000	2008	2032	26.5	36.7	1800
2200	2208	2232	29.0	40.2	2000

